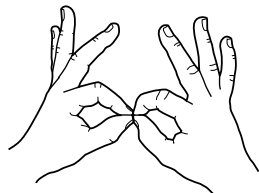
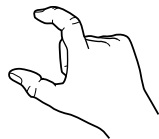


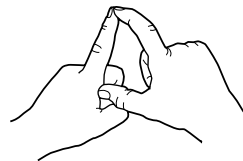
A



B



C



D



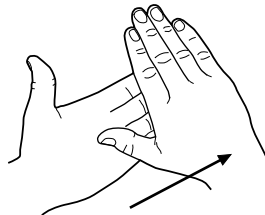
E



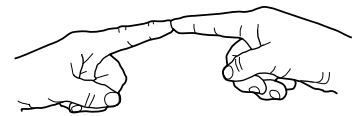
F




G



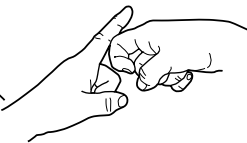
H




I



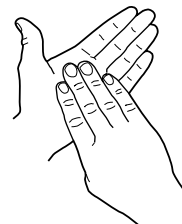
J



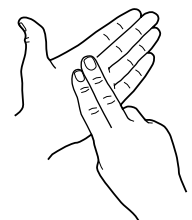
K



L



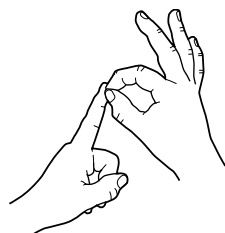
M



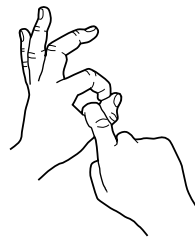
N



O



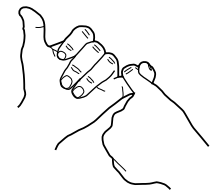
P



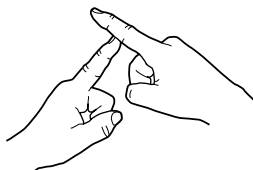
Q



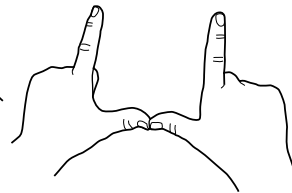
R



S




T



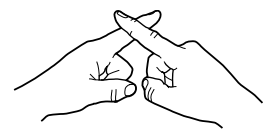
U




V



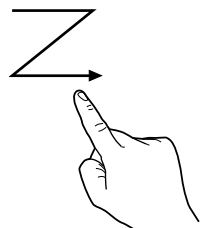
W



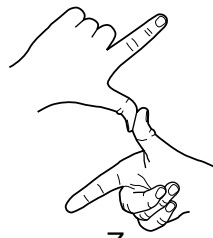
X



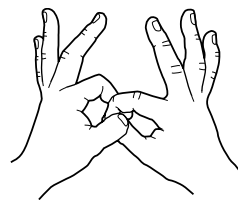
Y



Z



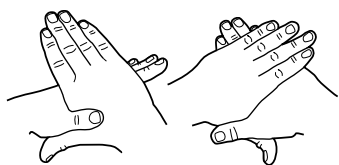
Z



Æ



Ø



Å

### Norsk tohåndsalfabet

Alfabetet er vanlig i bruk på Østlandet. Tegningene viser hendene sett fra egen synsvinkel. To varianter av Z er tatt med. C, L, O og V kan også utføres på håndflaten (som M og N). Å utføres med to håndstillinger etter hverandre. © Møller kompetansesenter 2002