

# "BINGO"



The girl is standing.

The dog is jumping.

SIMPLE SENTENCES WITH PRESENT CONTINUOUS.

Dette bingospillet inngår i et større materiale som består av et memoryspill, to bingospill og fire arbeidsbøker.

Birgitta Palmert.

## SIMPLE SENTENCES WITH PRESENT CONTINUOUS.

Arbeidsgangen, slik jeg har tenkt meg den:

1. Presentasjon av utvalgte begrep/ord.
2. Memory og BINGO 1.
3. Arbeidsbok 1, 2, 3.
4. BINGO 2.
5. Arbeidsbok 4, som kan brukes som en diagnostisk prøve.

### BINGOSPILLET.

Klipp ut ordkortene. Finn fram noe å markere med, f.eks. rekneklosser.

Del ut spilleplate til hver elev. Læreren har "ordkortene" og "leser opp" et kort om gangen. Lettest blir det om læreren tegner meningen. Vanskeligere blir det dersom en lærer elevene lese "ordkortene" (eller skriver dem på tavla) eller en lærer elevene munnavlese meningen.

Elevene ser etter om de har tilsvarende bilde på platen sin. Dersom de har det, markeres denne ruten (f.eks. med en reknekloss).

"BINGO" får den eleven som først har markert samtlige seks ruter.

Er bingospillet for vanskelig for noen elever, kan disse øve ved å forsøke å legge rett "ordkort" på rett bilde på spilleplaten - uten å konkurrere.

En kan også øve gjenkjenning av ordbildene ved å spille memory med bingospillet og memoryspillet "ordkort".

Birgitta Palmertz.

·Playing-cards cut out.

The girl is jumping.

The boy is jumping.

The dog is jumping.

The girl is running.

The boy is running.

The dog is running.

Playing-cards cut out.

The girl is lying.

The boy is lying.

The dog is lying.

The girl is sitting.







The boy is sitting.

The dog is sitting.



Playing-cards cut out.

<p>The girl is walking.</p>	<p>The boy is walking.</p>
<p>The dog is walking.</p>	<p>The girl is standing.</p>
<p>The boy is standing.</p>	<p>The dog is standing.</p>




Playing board 1.



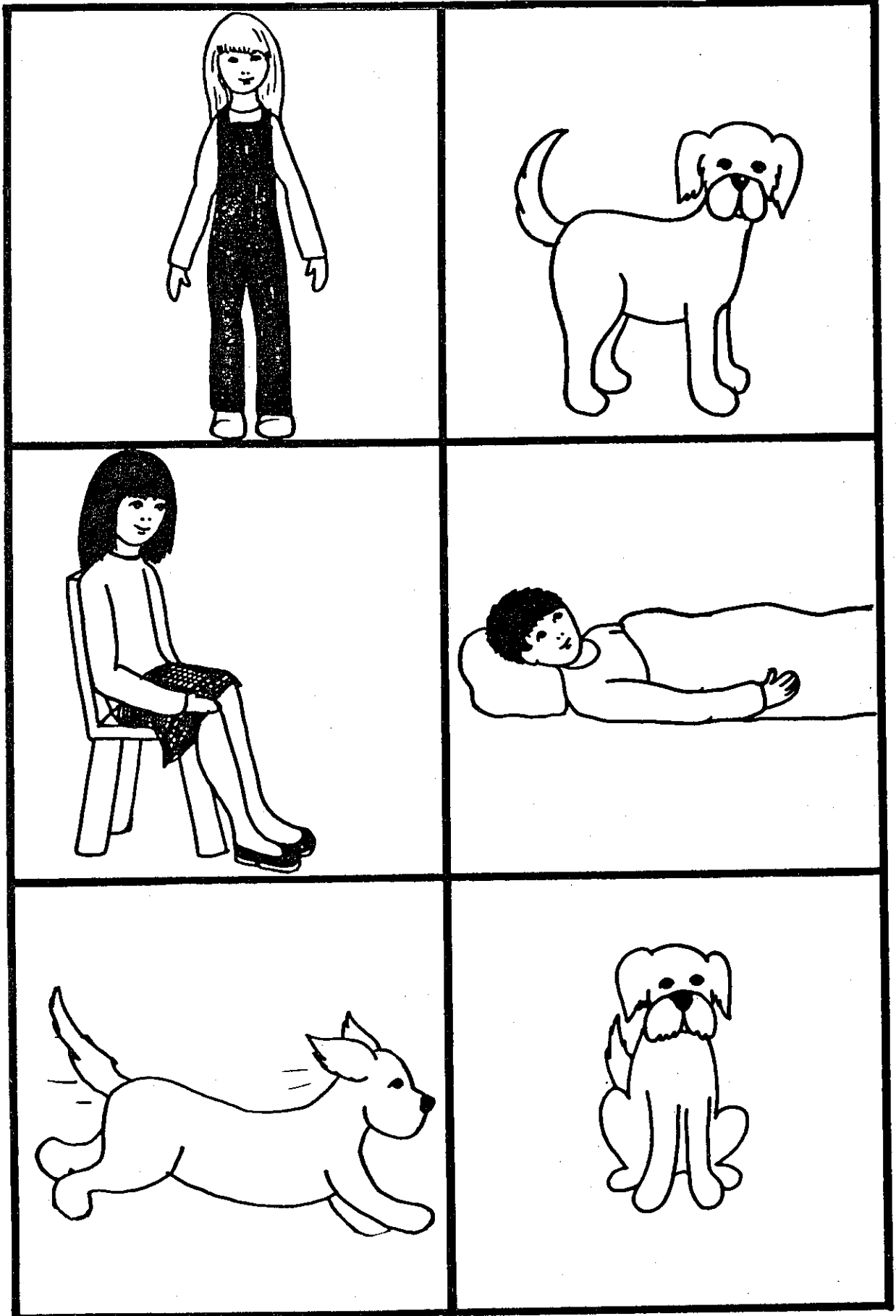
Playing board 2.



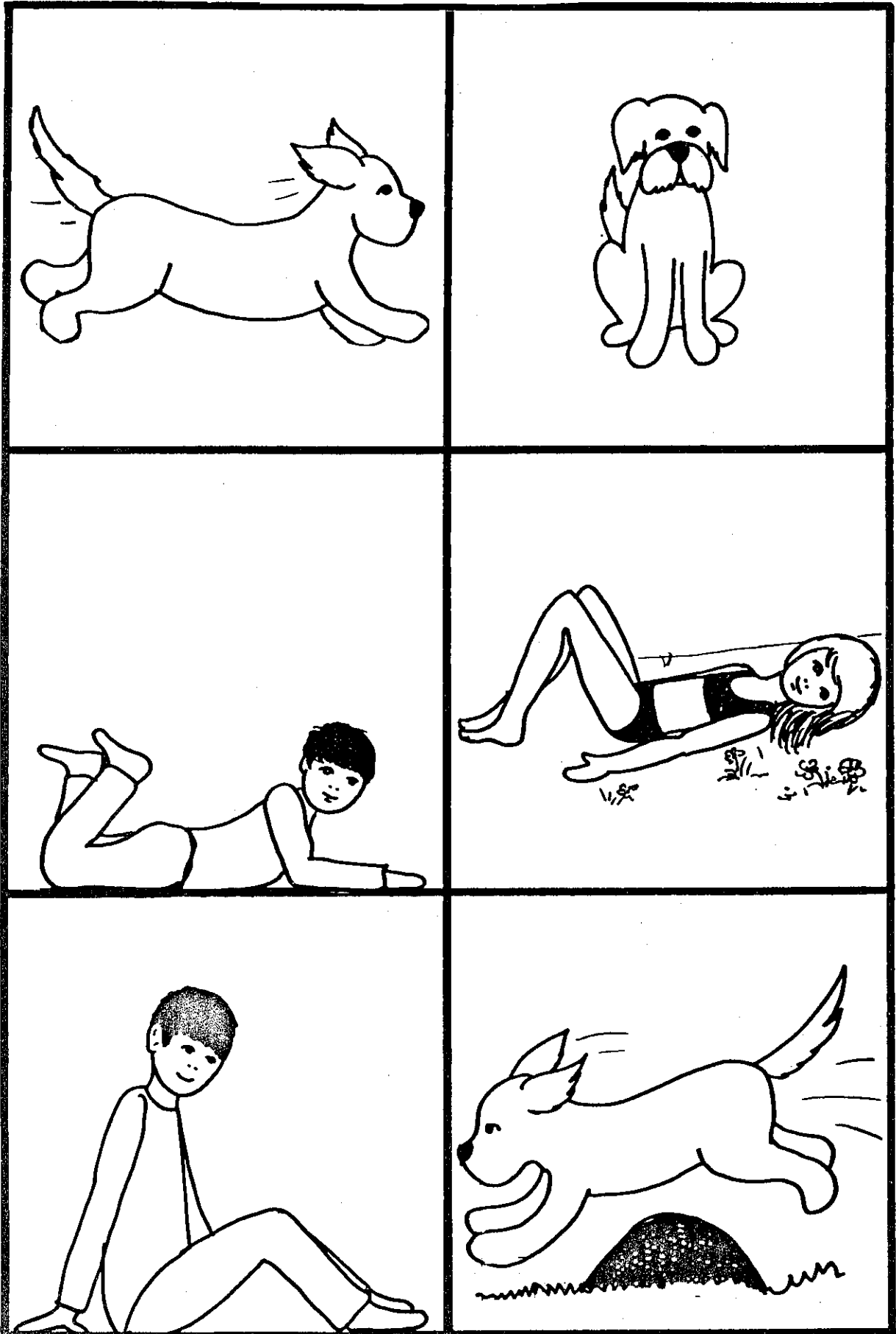
Playing board 3.



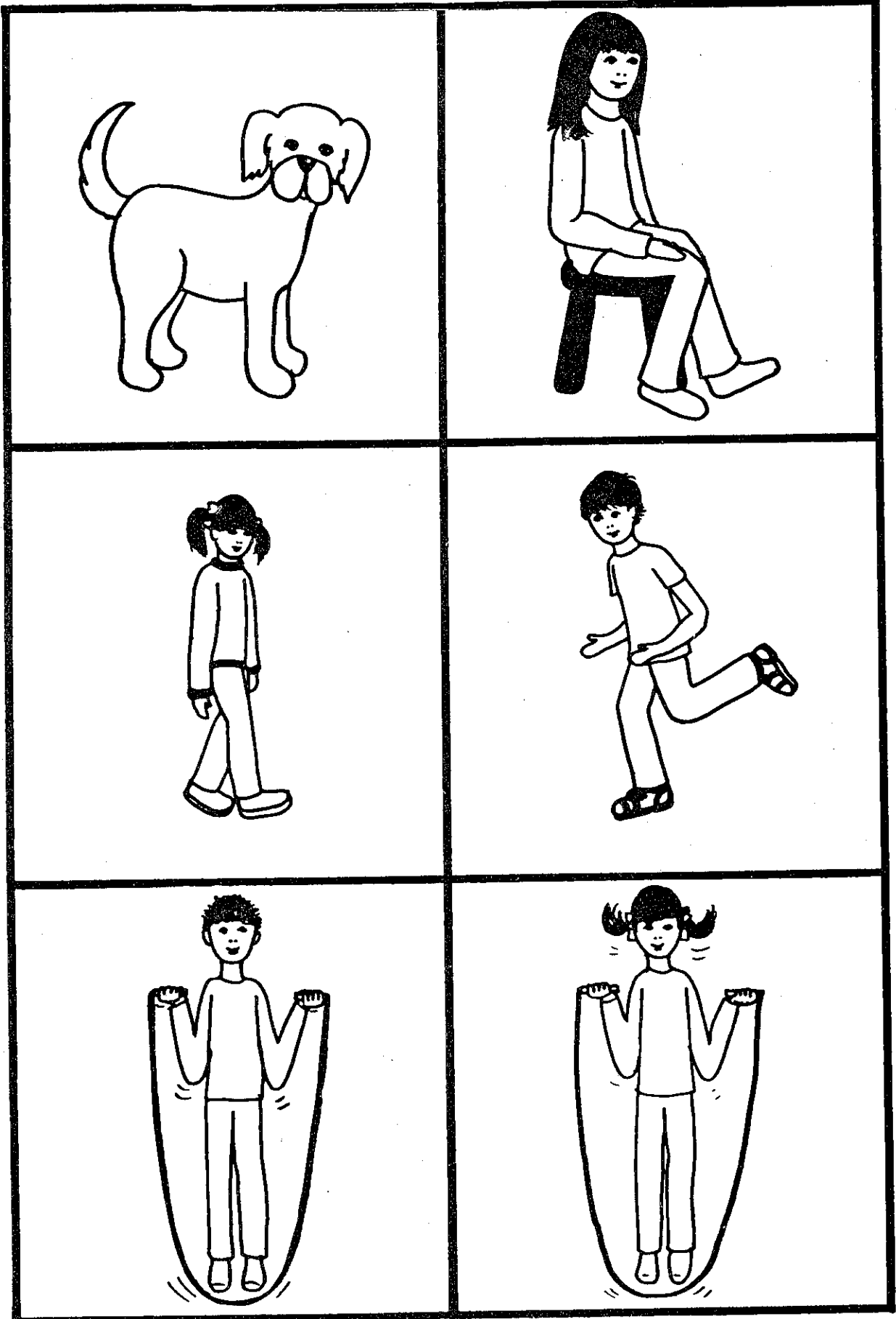
Playing board 4.




Playing board 5.






Playing board 6.








Playing board 7.



Playing board 8.



Playing board 9.



Playing board 10.

